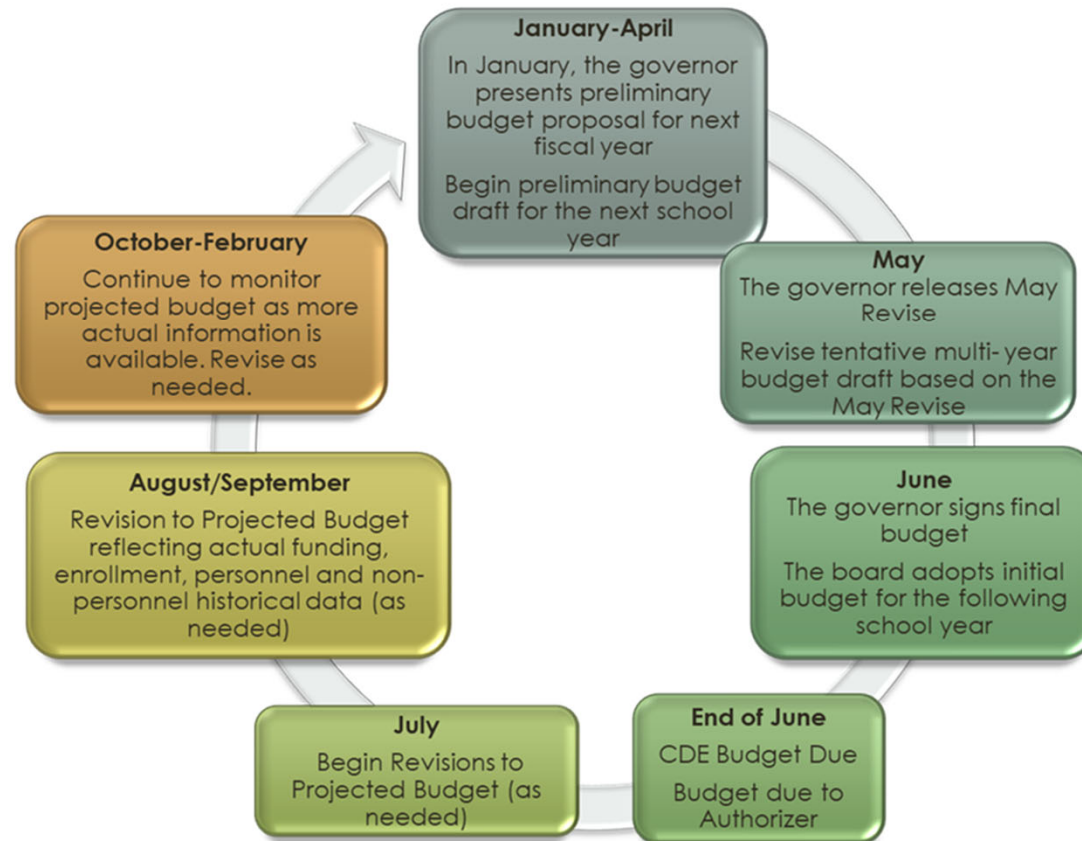


Holly Drive Leadership Academy

Financial Update
February 24, 2026

Prepared by McKeon CPAs Inc.

Budget Timeline



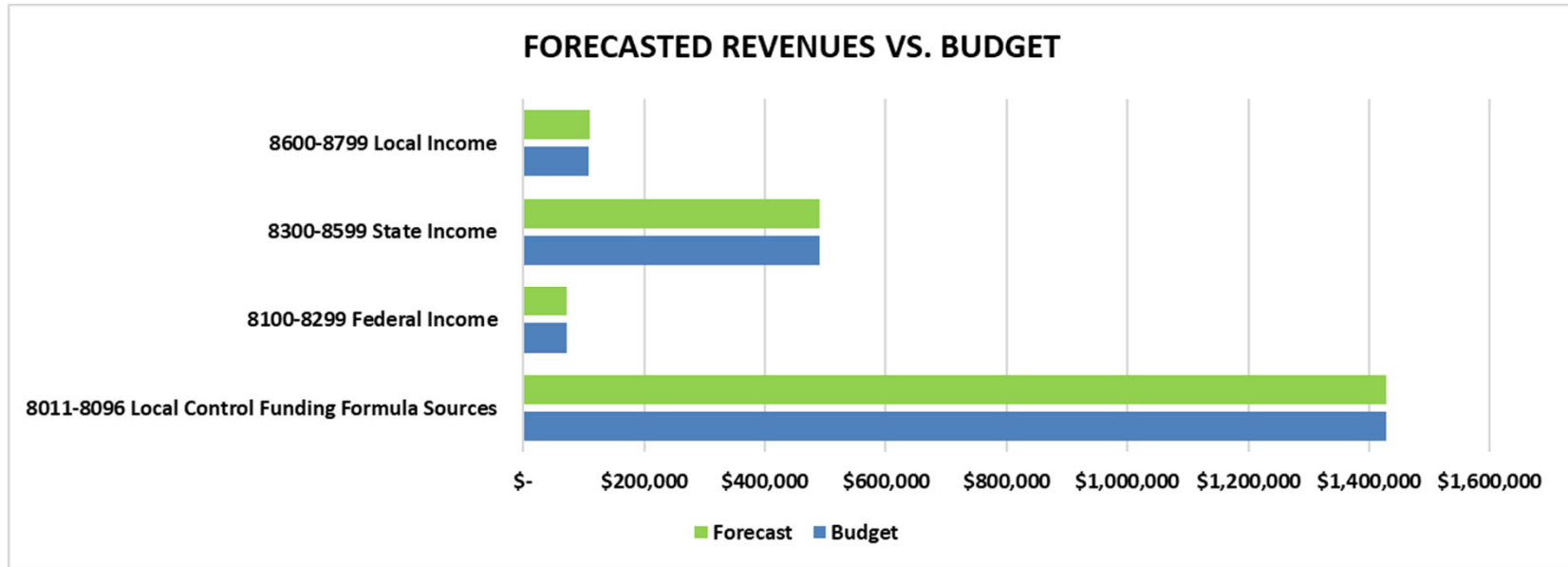
Governor's Preliminary Budget Release for FY26-27

- 2.41% COLA for 26-27 compared to 2.3% from current year
- Proposal to eliminate Principal Apportionment deferral for June 2027-Current deferral in place for June 2026
- Includes proposals for one-time funds and funding augmentations for the following:
 - \$1.17 billion or roughly \$487/ADA for a **one-time discretionary block grant**- Amount likely to be shaved down at the May Revise
 - Funding increase for **Community Schools Grants** for new and currently participating schools
 - Additional restoration of one-time funding for the **Learning Recovery Emergency Block Grant** that was originally clawed back in 2022-remaining to be paid out over in 2026-27. Funding will be based on 21-22 ADA and unduplicated pupil count
 - 2% Augmentation to **Prop 28- Arts & Music Funding**- Increase by \$2.58/ student and \$1.02 per low-income student from 25-26 rates (**Reminder**- 80% must be spent on staffing and funds must be used to supplement not supplant existing arts program costs)
 - Continued funding for **Expanded Learning Opportunities Grant Program (ELO-P)**- \$2,750 per prior year K-6 ADA x Unduplicated count
 - Major ongoing augmentation to **AB 602 State Special Education Funding**- Increase of roughly 6% in the base rate per ADA
 - \$250M in **One-time Teacher Residency Grants** Funding for prospective teachers and counselors
 - HDLA eligible for **LCFF Equity Multiplier Funds**- \$139,000; Schools that have a nonstability rate of 25% or more and greater than a 70% unduplicated pupil percentage in the prior year are eligible. Funds must be written into 26-27 LCAP, must be used to support evidence based services and supports and have a supplement not supplant requirement
- Federal Funding- Still no update on 26-27 funding for Title Programs- Suggestion is to budget for flat funding for Title I and Federal SPED, however other Title programs more at risk
- Next state budget checkpoint is Governor's May Revise

Budget Vs. Actuals- January 2026

	Year to Date 2025-26	Year to Date Budget 2025-26	Year to Date Budget Variance	Adopted Budget 2025-26	Budget \$ Remaining 2025-26	% Budget Remaining 2025-26
REVENUE						
Total 8011-8096 Local Control Funding Formula Sources	646,482	377,701	268,781	1,427,366	780,884	55%
Total 8100-8299 Federal Income	27,560	12,264	15,296	71,571	44,011	61%
Total 8300-8599 State Income	47,660	48,224	(565)	491,025	443,365	90%
Total 8600-8799 Local Income	56,522	30,751	25,771	107,559	51,037	47%
TOTAL REVENUE	\$ 778,223	\$ 468,941	\$ 309,283	\$ 2,097,521	\$ 1,319,297	63%
EXPENSES						
Total 1000 Certificated Salaries	446,351	250,582	195,769	796,060	349,709	44%
Total 2000 Classified Salaries	250,968	130,506	120,461	387,755	136,787	35%
Total 3000 Employee Benefits	203,459	127,246	76,213	371,259	167,800	45%
Total 4000 Supplies	31,043	75,906	(44,863)	96,932	65,889	68%
Total 5000 Services and Other Operating Expenditures	295,273	203,531	91,742	517,336	222,062	43%
Total 6000 Capital Outlay	3,601	2,058	1,543	6,173	2,572	42%
TOTAL EXPENSE	1,230,695	789,829	440,866	2,175,514	944,820	43%
CHANGE IN NET ASSETS	(452,471)	(320,888)	(131,583)	(77,994)		
NET ASSETS, BEGINNING OF PERIOD	682,096			682,096		
AUDIT ADJUSTMENT	-					
NET ASSETS, END OF PERIOD	\$ 229,624			\$ 604,102		
RESERVE AS % of EXPENSES		19%			28%	

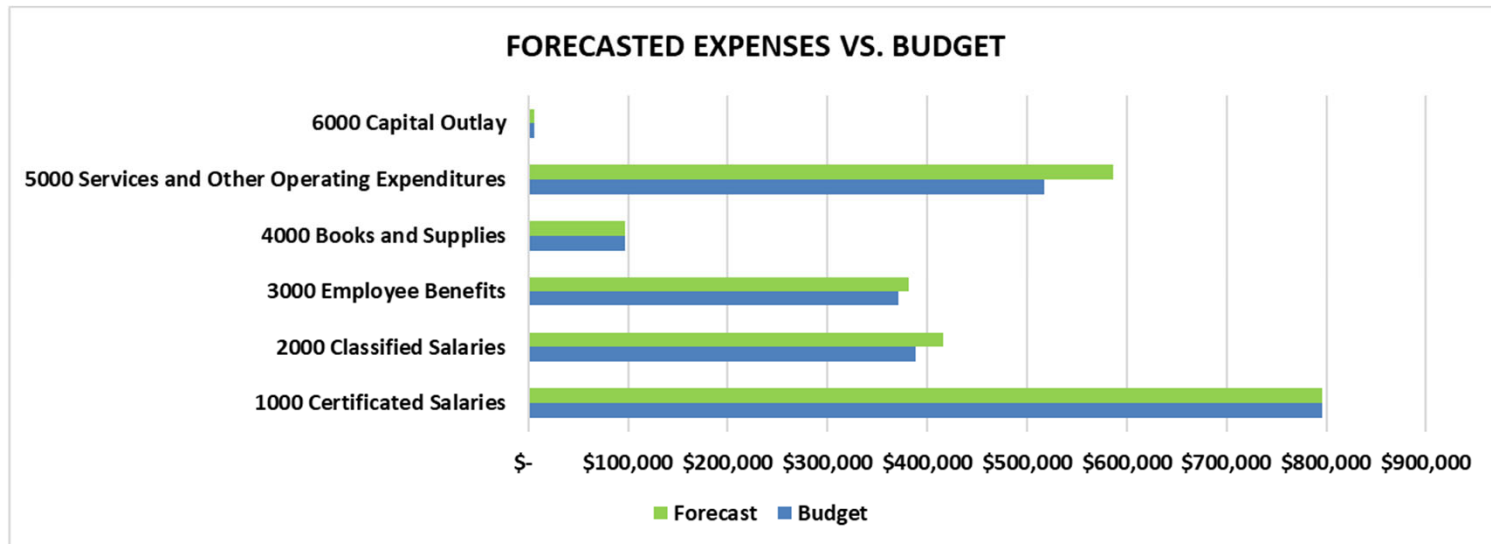
Revenue Forecast- January 2026



Forecasted increase in revenues of \$5,203 as of January from the FY25-26 First Interim Budget mainly due to the following variances below-

- **Federal Revenue (8100-8299)**- \$1,107 in Mental Health Funds
- **Local Revenue (8600-8799)**- \$3K increase due to increase in interest revenue from the treasury account

Expense Forecast- January 2026



Forecasted increase in expenses of \$107K or 5% as of January from the FY25-26 First Interim Budget mainly due to the following-

- **Classified Salaries (2000's)**- \$27K increase related to additional instructional aide hours worked
- **Employee Benefits (3000's)**- \$10K increase in payroll taxes due to impact of increase in salaries
- **Services and Other Operating (5000's)**- \$70K increase due to adjust for actual spending for fieldtrips (\$10K), Student Events (\$7K) and SPED consultants/Subs (\$62K)

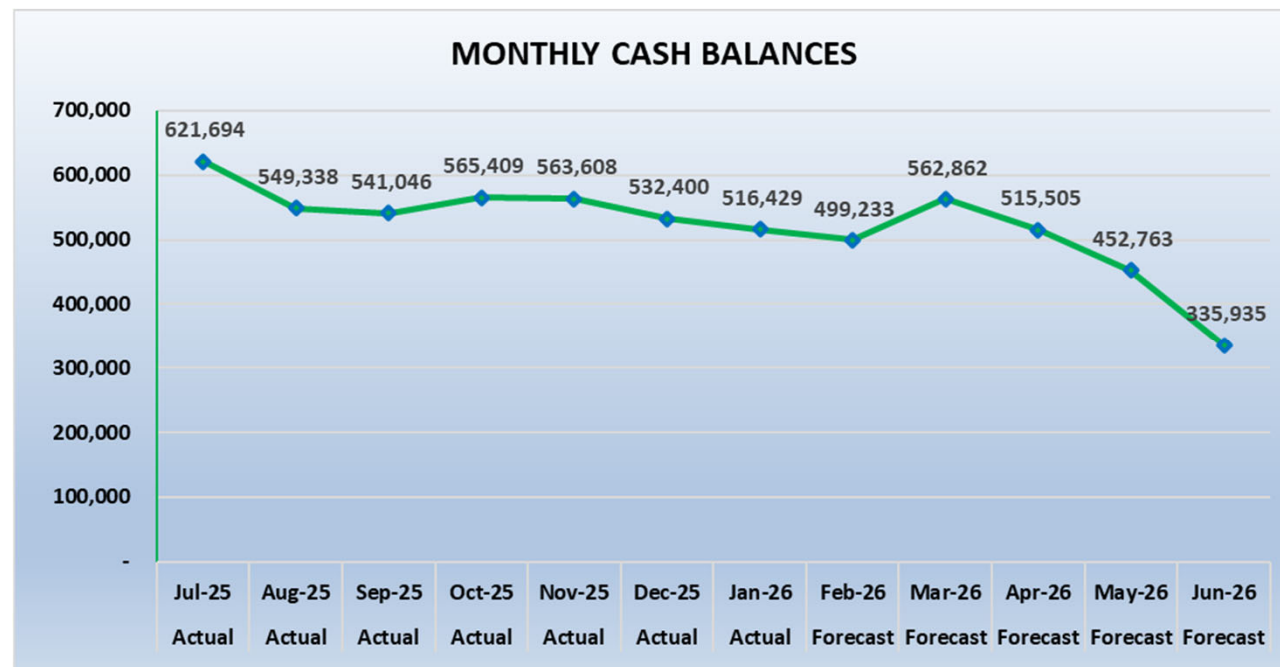
Year to Date Forecast Summary

as of January 2026

	2025-26 FIRST INTERIM BUDGET	2025-26 FORECAST	Difference (\$)	Difference (%)	Descriptions/Explanations
Enrollment	115	115			
ADA	108.10	108.10			
ADA %	93%	94%			
UPP	80%	80%			
Total 8011-8096 LCFF Revenue	\$ 1,427,366	\$ 1,427,532	\$ 166	0%	
Total 8100-8299 Federal Revenue	\$ 71,571	\$ 72,678	\$ 1,107	2%	Federal Mental Health Funds
Total 8300-8599 Other State Revenue	\$ 491,025	\$ 491,411	\$ 386	0%	
Total 8600-8799 Other Local Revenue	\$ 107,559	\$ 111,103	\$ 3,544	3%	Adjusted for increase in interest revenue
TOTAL INCOME	\$ 2,097,521	\$ 2,102,724	\$ 5,203	0%	
% Change from prior year	-9%	0%	0%	0%	
Total 1000 Certificated Salaries	\$ 796,060	\$ 796,060	\$ -	0%	
Total 2000 Classified Salaries	\$ 387,755	\$ 415,544	\$ 27,789	7%	Adjusted for actual salaries and staffing
Total 3000 Employee Benefits	\$ 371,259	\$ 381,738	\$ 10,479	3%	Impact of increase in salaries
Total 4000 Supplies	\$ 96,932	\$ 96,932	\$ -	0%	
Total 5000 Services and Other Operating Expenditures	\$ 517,336	\$ 586,921	\$ 69,585	13%	Increase in SPED Services/SPED Sub costs (62K), Adjusted fieldtrips to actual spending (\$10K) and student events (\$7K)
Total 6000 Capital Outlay	\$ 6,173	\$ 6,173	\$ -	0%	
TOTAL EXPENSE	\$ 2,175,514	\$ 2,283,367	\$ 107,852	5%	
% Change from prior year	-5%	5%	5%	5%	
SURPLUS/(DEFICIT)	\$ (77,994)	\$ (180,643)	\$ (102,649)		
% Change from prior year					
NET INCREASE (DECREASE) IN FUND BALANCE	\$ (77,994)	\$ (180,643)	\$ (102,649)		
BEGINNING FUND BALANCE	\$ 682,096	\$ 682,096	\$ (4,801)		
ENDING FUND BALANCE	\$ 604,102	\$ 501,453	\$ 76,377		
	\$ -	\$ -			
RESERVE (AS % OF EXPENSES)	28%	22%			
RESERVE (AS % OF REVENUES)	29%	24%			

Cashflow Forecast

- January 2026 cash balance was \$516,429 compared to \$1,045,925 in January of 2025
- \$237K of cash balance is restricted for state/federal grants
- 87 total days cash on hand/ 47 total days unrestricted cash on hand as of January
- \$148K of \$154K accounts receivable related to FY 2024-25 has been received as of January



HDLA FY25-26 Second Interim Considerations

- One-time federal COVID relief funds have fully expired as of 25-26 (\$822K expended since FY20-21)
- Majority of one-time state funds were expended in 24-25 leaving a projected shortfall for 25-26
- Cash received for one-time state funds and expiration of ESSER funds= Decrease in state and federal cash receipts
- Cash balances won't be as high as they were during the last 4 years and all remaining unspent state one-time funds are expiring by the end of FY25-26 (Educator Effectiveness Funds \$13K)
- Preparing and reviewing multi-year budget and cashflow projections is key
- Multi-year budget presented for planning and informational purposes
- Multi-year budget is also submitted to authorizer as part of the Interim Report
- Enrollment must increase to a minimum of 125 but ideally to 130 to maintain a balanced budget in the future years and sustain current costs (already a reduced expense budget from the prior years)
- If enrollment target is not met for FY25-26 and on, significant cuts to expenses should be expected

Multi Year Budget Projections

FY2025-26 through FY27-28

	2025-26 FIRST INTERIM BUDGET	2025-26 FORECAST	2026-27 BUDGET	2027-28 BUDGET
Enrollment	115	115	125	125
ADA	108.10	108.10	117.50	117.50
ADA %	93%	94%	94%	94%
UPP	80%	80%	80%	80%
Total 8011-8096 LCFF Revenue	\$ 1,427,366	\$ 1,427,532	\$ 1,581,582	\$ 1,624,868
Total 8100-8299 Federal Revenue	\$ 71,571	\$ 72,678	\$ 73,812	\$ 75,432
Total 8300-8599 Other State Revenue	\$ 491,025	\$ 491,411	\$ 478,890	\$ 495,645
Total 8600-8799 Other Local Revenue	\$ 107,559	\$ 111,103	\$ 126,196	\$ 130,108
TOTAL INCOME	\$ 2,097,521	\$ 2,102,724	\$ 2,260,481	\$ 2,326,053
% Change from prior year	-9%	0%	8%	3%
Total 1000 Certificated Salaries	\$ 796,060	\$ 796,060	\$ 831,058	\$ 846,857
Total 2000 Classified Salaries	\$ 387,755	\$ 415,544	\$ 424,043	\$ 433,206
Total 3000 Employee Benefits	\$ 371,259	\$ 381,738	\$ 396,234	\$ 411,082
Total 4000 Supplies	\$ 96,932	\$ 96,932	\$ 82,143	\$ 82,143
Total 5000 Services and Other Operating Expenditures	\$ 517,336	\$ 586,921	\$ 495,143	\$ 505,418
Total 6000 Capital Outlay	\$ 6,173	\$ 6,173	\$ 6,173	\$ 6,173
TOTAL EXPENSE	\$ 2,175,514	\$ 2,283,367	\$ 2,234,793	\$ 2,284,879
% Change from prior year	-5%	5%	-2%	2%
SURPLUS/(DEFICIT)	\$ (77,994)	\$ (180,643)	\$ 25,687	\$ 41,174
% Change from prior year		\$ -	\$ -	\$ -
NET INCREASE (DECREASE) IN FUND BALANCE	\$ (77,994)	\$ (180,643)	\$ 25,687	\$ 41,174
BEGINNING FUND BALANCE	\$ 682,096	\$ 682,096	\$ 501,453	\$ 527,140
ENDING FUND BALANCE	\$ 604,102	\$ 501,453	\$ 527,140	\$ 568,314
	\$ -	\$ -	\$ -	\$ -
RESERVE (AS % OF EXPENSES)	28%	22%	24%	25%
RESERVE (AS % OF REVENUES)	29%	24%	23%	24%

**HOLLY DRIVE LEADERSHIP ACADEMY
BUDGET VS. ACTUAL
FOR THE PERIOD ENDED JANUARY 31, 2026:**

	Year to Date 2025-26	Year to Date Budget 2025-26	Year to Date Budget Variance	Adopted Budget 2025-26	Budget \$ Remaining 2025-26	% Budget Remaining 2025-26
REVENUE						
8011-8096 Local Control Funding Formula Sources						
8011 Local Control Funding Formula	166,143	95,227	70,916	340,096	173,953	51%
8012 Education Protection Act EPA	9,551	5,405	4,146	21,620	12,069	56%
8019 Charter Schools General Purpose - Prior Year	-	-	-	-	-	0%
8096 In Lieu of Property Taxes	470,788	277,069	193,719	1,065,650	594,862	56%
Total 8011-8096 Local Control Funding Formula Sources	646,482	377,701	268,781	1,427,366	780,884	55%
8100-8299 Federal Income						
8181 Federal Special Education (IDEA) Part B, Sec 611	-	-	-	17,496	17,496	100%
8182 Special Ed: IDEA Mental Health	1,107	-	1,107	-	(1,107)	0%
8220 Child Nutrition Programs - Federal	-	-	-	-	-	0%
8291 Title I, A Basic Grants Low-Income	20,358	9,764	10,594	39,370	19,012	48%
8292 Title II, A Teacher Quality	1,095	-	1,095	4,705	3,610	77%
8294 Title III, LEP, Immigrant	-	-	-	-	-	0%
8295 Title IV, Part A	5,000	2,500	2,500	10,000	5,000	50%
8297 All Other Federal Revenue	-	-	-	-	-	0%
8298 Learning Loss Mitigation Funds	-	-	-	-	-	0%
Total 8100-8299 Federal Income	27,560	12,264	15,296	71,571	44,011	61%
8300-8599 State Income						
8311 Special Ed - AB602	-	-	-	-	-	0%
8520 Child Nutrition - State	-	-	-	-	-	0%
8550 CA Clean Energy	-	-	-	-	-	0%
8560 State Lottery Revenue	8,184	-	8,184	30,823	22,640	73%
8590 Mandated Block Grant	1,960	-	1,960	1,960	-	0%
8591 SB740	-	-	-	-	-	0%
8592 Mental Health-SPED	5,090	2,449	2,641	8,747	3,657	42%
8593 Prior Year Revenue	-	-	-	-	-	0%
8594 Mandated Costs- One Time Funding	-	-	-	-	-	0%
8599 All Other State Revenues	32,426	45,775	(13,349)	449,494	417,068	93%
Total 8300-8599 State Income	47,660	48,224	(565)	491,025	443,365	90%
8600-8799 Local Income						
8660 Interest / Dividend Income	7,918	2,980	4,939	8,374	456	5% <i>Trending over</i>
8662 Net Increase (Decrease) in Fair Value of Investments	(271)	-	(271)	-	271	0%
8690 All Other Local Revenue	1	-	1	-	(1)	0%
8698 Grants	-	-	-	-	-	0%
8699 Fundraising	-	-	-	-	-	0%
8670 Donations	-	-	-	-	-	0%
8792 Transfers of Apportionments - Special Ed	48,874	27,772	21,102	99,185	50,311	51%
Total 8600-8799 Local Income	56,522	30,751	25,771	107,559	51,037	47%
TOTAL REVENUE	\$ 778,223	\$ 468,941	\$ 309,283	\$ 2,097,521	\$ 1,319,297	63%
EXPENSES						
1000 Certificated Salaries						
1110 Teachers' Salaries	269,744	147,714	122,030	487,455	217,711	45%
1170 Teachers' Salaries-Substitutes	125	2,333	(2,208)	7,000	6,875	98%
1175 Teachers' Salaries - Stipend/Extra Duty	15,250	9,685	5,565	29,055	13,805	48%
1200 Certificated Pupil Support Salaries	-	-	-	-	-	0%
1300 Certificated Supervisor and Administrator Salaries	149,632	83,850	65,782	251,550	101,918	41%
1900 Other Certificated Salaries	11,600	7,000	4,600	21,000	9,400	45%
Total 1000 Certificated Salaries	446,351	250,582	195,769	796,060	349,709	44%
2000 Classified Salaries						
2100 Instructional Aide Salaries	157,655	80,082	77,573	237,992	80,337	34% <i>Trending over budget/Increase SPED T/A</i>
2200 Classified Support Salaries	46,159	23,883	22,276	70,638	24,480	35% <i>Position budgeted in 2100 but recorded here (reclassified)</i>
2300 Classified Supervisor and Administrator Salaries	-	-	-	-	-	0%
2400 Clerical/Technical/Office Staff Salaries	47,155	26,542	20,613	79,125	31,970	40%
2900 Other Classified Salaries	-	-	-	-	-	0%
Total 2000 Classified Salaries	250,969	130,506	120,461	387,755	136,787	35%
3000 Employee Benefits						
3101 STRS - State Teachers Retirement System	63,839	49,603	14,236	148,810	84,971	57%
3102 PERS - Public Employee Retirement System	40,329	31,952	8,377	88,405	48,076	54%
3301 OASDI - Social Security	15,560	8,588	6,972	24,041	8,481	35% <i>Classified salaries trending over</i>
3331 MED - Medicare	10,111	5,856	4,255	17,165	7,054	41%
3401 H&W - Health & Welfare	57,328	24,821	32,507	74,462	17,134	23%
3501 SUI - State Unemployment Insurance	2,737	1,111	1,627	3,332	595	18%
3601 Worker Compensation	13,554	5,316	8,239	15,044	1,490	10% <i>Paid up front</i>
3901 403B	-	-	-	-	-	0%
3902 Other Benefits	-	-	-	-	-	0%
Total 3000 Employee Benefits	203,459	127,246	76,213	371,259	167,800	45%
4000 Books and Supplies						
4110 Approved Textbooks and Core Curriculum Materials	-	22,976	(22,976)	29,540	29,540	100%
4210 Books and Other Reference Materials	1,288	1,225	63	1,575	287	18%
4310 Student Materials	5,258	15,401	(10,143)	19,801	14,543	73%
4350 Office Supplies	15,357	20,222	(4,865)	26,000	10,643	41%
4370 Custodial Supplies	-	-	-	-	-	0%
4390 Other Supplies	1,454	4,056	(2,602)	5,215	3,761	72%
4391 Food (Non Nutrition Program)	3,247	4,265	(1,018)	5,484	2,237	41%
4400 Non Capitalized Equipment	4,364	5,444	(1,081)	7,000	2,636	38%
4420 Non Capitalized Equipment-Furniture	-	-	-	-	-	0%
4700 Food and Food Supplies	75	2,317	(2,242)	2,317	2,242	97%
Total 4000 Supplies	31,043	75,906	(44,863)	96,932	65,889	68%
5000 Services and Other Operating Expenditures						
5100 Subagreements for Services	-	-	-	-	-	0%
5200 Travel and Conferences	4,265	20,900	(16,635)	33,175	28,910	87%
5210 Professional Development	-	-	-	-	-	0%
5300 Dues and Memberships	2,318	808	1,510	2,300	(18)	-1%
5450 General Insurance	25,202	8,401	16,801	25,202	-	0% <i>Policy paid up front</i>
5500 Operation and Housekeeping Services	8,581	15,963	(7,381)	47,888	39,307	82%
5610 Rent - Facilities / Buildings / Space	(300)	658	(958)	1,975	2,275	115%
5620 Equipment Lease	-	-	-	-	-	0%
5630 Vendor Repairs	-	1,414	(1,414)	4,241	4,241	100%
5812 Field Trips/Pupil Transportation	24,669	10,000	14,669	20,000	(4,669)	-23% <i>ELOP fieldtrips</i>
5820 Legal Fees	2,699	4,463	(1,764)	13,390	10,691	80%
5825 Audit Fees	1,900	3,690	(1,790)	11,069	9,169	83%
5830 Advertisement / Recruitment	2,204	7,242	(5,038)	21,726	19,522	90%
5850 Non Instructional consultants	7,020	3,667	3,353	8,000	980	12% <i>LCAP Consultant</i>

**HOLLY DRIVE LEADERSHIP ACADEMY
BUDGET VS. ACTUAL
FOR THE PERIOD ENDED JANUARY 31, 2026:**

	Year to Date	Year to Date	Year to Date	Adopted	Budget \$	% Budget	
	2025-26	Budget 2025-26	Budget Variance	Budget 2025-26	Remaining 2025-26	Remaining 2025-26	
5851 Instructional consultants	87,557	56,198	31,359	106,094	18,537	17%	<i>SPED Services/ subs</i>
5853 Back Office Support	54,464	29,484	24,980	88,452	33,988	38%	
5855 Student Events	21,129	8,333	12,796	17,265	(3,864)	-22%	<i>School carnivals</i>
5860 Software Licenses	12,125	15,571	(3,447)	20,020	7,895	39%	
5880 District Oversight Fee	8,080	-	8,080	42,821	34,740	81%	
5885 El Dorado Admin Fee	1,621	-	1,621	3,500	1,879	54%	
5890 Other Fees / Bank Charges /Credit Card Fees	10,243	4,181	6,063	12,542	2,299	18%	
5895 Student Scholarships	-	-	-	-	-	0%	
5897 Fundraising Cost	-	-	-	-	-	0%	
5900 Communications	21,495	12,558	8,937	37,675	16,180	43%	
5998 Prior Year Adjustments/Expenses	-	-	-	-	-	0%	
Total 5000 Services and Other Operating Expenditures	295,273	203,531	91,742	517,336	222,062	43%	
6000 Capital Outlay							
6900 Depreciation Expense	3,601	2,058	1,543	6,173	2,572	42%	
Total 6000 Capital Outlay	3,601	2,058	1,543	6,173	2,572	42%	
TOTAL EXPENSE	1,230,695	789,829	440,866	2,175,514	944,820	43%	
	-						
CHANGE IN NET ASSETS	(452,471)	(320,888)	(131,583)	(77,994)			
NET ASSETS, BEGINNING OF PERIOD	682,096			682,096			
AUDIT ADJUSTMENT	-						
NET ASSETS, END OF PERIOD	\$ 229,624			\$ 604,102			

**HOLLY DRIVE LEADERSHIP ACADEMY
CASHFLOW PROJECTIONS
FISCAL YEAR 2025-26**

Number of months remaining in FY

12 11 10 9 8 7 6 5 4 3 2 1

Enrollment	115.00	115.00
P2 ADA	108.10	108.10
Unduplicated Pupil Count %	80%	80%
	2026	2026

BUDGET 2025-26	TREND 2025-26	PRIOR YEAR P-2							P-1				P-2		
		Actual Jul-25	Actual Aug-25	Actual Sep-25	Actual Oct-25	Actual Nov-25	Actual Dec-25	Actual Jan-26	Forecast Feb-26	Forecast Mar-26	Forecast Apr-26	Forecast May-26	Forecast Jun-26	Accrual	
INCOME															
8011-8096 Local Control Funding Formula Sources															
8011 Local Control Funding Formula	340,096	340,262	15,104	15,104	27,187	27,187	27,187	27,187	27,187	34,791	34,791	34,791	34,791	-	34,957
8012 Education Protection Act EPA	21,620	21,620	-	-	4,776	-	4,775	-	-	-	5,405	-	-	6,034	630
8019 Charter Schools General Purpose - Prior Year	-	-	-	-	-	-	-	-	-	-	-	-	-	-	-
8096 In Lieu of Property Taxes	1,065,650	1,065,650	-	56,495	112,989	75,326	75,326	75,326	75,326	75,326	173,179	86,589	86,589	86,589	86,589
Total 8011-8096 Local Control Funding Formula Sources	\$ 1,427,366	\$ 1,427,532	\$ 15,104	\$ 71,599	\$ 144,952	\$ 102,513	\$ 102,513	\$ 107,288	\$ 102,513	\$ 110,117	\$ 213,374	\$ 121,380	\$ 121,380	\$ 92,623	\$ 122,176
8100-8299 Federal Income															
8181 Federal Special Education (IDEA) Part B, Sec 611	17,496	17,496	-	-	-	-	-	-	-	-	-	-	-	-	17,496
8182 Special Ed: IDEA Mental Health	-	1,107	-	-	-	-	-	-	1,107	-	-	-	-	-	-
8220 Child Nutrition Programs - Federal	-	-	-	-	-	-	-	-	-	-	-	-	-	-	-
8291 Title I, A Basic Grants Low-Income	39,370	39,370	-	-	9,611	-	-	10,747	-	-	19,763	-	-	-	(751)
8292 Title II, A Teacher Quality	4,705	4,705	-	-	-	-	-	1,095	-	-	1,157	-	-	611	1,842
8294 Title III, LEP, Immigrant	-	-	-	-	-	-	-	-	-	-	-	-	-	-	-
8295 Title IV, Part A	10,000	10,000	-	-	-	2,500	-	2,500	-	-	5,000	-	-	-	-
8296 Title V, B Charter Schools Grants	-	-	-	-	-	-	-	-	-	-	-	-	-	-	-
Total 8100-8299 Federal Income	\$ 71,571	\$ 72,678	\$ -	\$ -	\$ 9,611	\$ 2,500	\$ -	\$ 14,342	\$ 1,107	\$ -	\$ 25,920	\$ -	\$ -	\$ 611	\$ 18,587
8300-8599 State Income															
8550 CA Clean Energy	-	-	-	-	-	-	-	-	-	-	-	-	-	-	-
8560 State Lottery Revenue	30,823	30,823	-	-	-	-	-	-	8,184	-	8,457	-	-	-	14,182
8590 Mandated Block Grant	1,960	1,960	-	-	-	-	-	1,960	-	-	-	-	-	-	-
8591 SB740	-	-	-	-	-	-	-	-	-	-	-	-	-	-	-
8592 Mental Health-SPED	8,747	8,747	1,040	405	729	729	729	729	729	731	731	731	731	731	731
8593 Prior Year State Revenue	-	-	-	-	-	-	-	-	-	-	-	-	-	-	-
8594 Mandated Costs- One Time Funding	-	-	-	-	-	-	-	-	-	-	-	-	-	-	-
8599 All Other State Revenues	449,494	449,880	-	-	-	22,427	9,999	-	-	75,000	18,190	18,190	18,190	241,040	46,844
Total 8300-8599 State Income	\$ 491,025	\$ 491,411	\$ 1,040.00	\$ 405.00	\$ 729.00	\$ 23,156.00	\$ 12,687.87	\$ 729.00	\$ 8,912.73	\$ 75,731	\$ 27,379	\$ 18,921	\$ 18,921	\$ 241,040	\$ 61,758
8600-8799 Local Income															
8660 Interest / Dividend Income	8,374	11,918	75	1,380	2,491	672	74	1,318	1,908	-	-	2,000	-	-	2,000
8662 Net Increase (Decrease) in Fair Value of Investments	-	-	(271)	-	-	-	-	-	-	-	-	-	-	-	270.98
8670 Donations	-	-	-	-	-	-	-	-	-	-	-	-	-	-	-
8792 Transfers of Apportionments - Special Ed	99,185	99,185	4,284	4,442	8,021	8,064	-	8,021	16,042	10,062	10,062	10,062	10,062	10,062	-
8690 All Other Local Revenue	-	-	1	-	-	-	-	-	-	-	-	-	-	-	(0.60)
8698 Grants	-	-	-	-	-	-	-	-	-	-	-	-	-	-	-
8699 Fundraising	-	-	-	-	-	-	-	-	-	-	-	-	-	-	-
8999 Prior Year Adjustment	-	-	-	-	-	-	-	-	-	-	-	-	-	-	-
Total 8600-8799 Local Income	\$ 107,559	\$ 111,103	\$ 4,089	\$ 5,822	\$ 10,512	\$ 8,736	\$ 74	\$ 9,339	\$ 17,950	\$ 10,062	\$ 10,062	\$ 12,062	\$ 10,062	\$ 10,062	\$ 2,270
TOTAL INCOME	\$ 2,097,521	\$ 2,102,724	\$ 20,233	\$ 77,826	\$ 165,804	\$ 136,905	\$ 115,274	\$ 131,698	\$ 130,483	\$ 195,910	\$ 276,735	\$ 152,364	\$ 150,364	\$ 344,337	\$ 204,791
EXPENSE															
1000 Certificated Salaries															
1110 Teachers' Salaries	487,455	487,455	33,444	40,980	40,792	38,851	38,371	39,440	37,866	43,542	43,542	43,542	43,542	43,542	-
1170 Teacher Salaries - Substitute	7,000	7,000	125	-	-	-	-	-	-	1,375	1,375	1,375	1,375	1,375	-
1175 Teachers' Salaries - Stipend/Extra Duty	29,055	29,055	-	1,750	2,700	2,700	2,700	2,700	2,700	2,761	2,761	2,761	2,761	2,761	-
1200 Certificated Pupil Support Salaries	-	-	-	-	-	-	-	-	-	-	-	-	-	-	-
1300 Certificated Supervisor and Administrator Salaries	251,550	251,550	32,537	16,444	21,323	22,046	17,980	18,703	20,600	20,384	20,384	20,384	20,384	20,384	-
1900 Other Certificated Salaries	21,000	21,000	400	1,000	2,000	2,000	2,000	2,000	2,200	1,880	1,880	1,880	1,880	1,880	-
Total 1000 Certificated Salaries	\$ 796,060	\$ 796,060	\$ 66,507	\$ 60,174	\$ 66,814	\$ 65,597	\$ 61,051	\$ 62,843	\$ 63,366	\$ 69,942	\$ 69,942	\$ 69,942	\$ 69,942	\$ 69,942	\$ -
2000 Classified Salaries															
2100 Instructional Aide Salaries	237,992	264,271	18,719	14,945	25,102	29,432	19,836	22,850	26,770	26,770	26,770	13,385	26,770	12,920	-
2200 Classified Support Salaries	70,638	71,648	10,233	5,980	6,279	6,877	4,531	6,256	6,003	5,098	5,098	5,098	5,098	5,098	-
2300 Classified Supervisor and Administrator Salaries	-	-	-	-	-	-	-	-	-	-	-	-	-	-	-
2400 Clerical/Technical/Office Staff Salaries	79,125	79,625	8,655	6,417	6,417	6,417	6,417	6,417	6,417	6,494	6,494	6,494	6,494	6,494	-
2900 Other Classified Salaries	-	-	-	-	-	-	-	-	-	-	-	-	-	-	-
Total 2000 Classified Salaries	\$ 387,755	\$ 415,544	\$ 37,606.73	\$ 27,342	\$ 37,798	\$ 42,726	\$ 30,784	\$ 35,523	\$ 39,190	\$ 38,362	\$ 38,362	\$ 24,977	\$ 38,362	\$ 24,512	\$ -
3000 Employee Benefits															
3101 STRS - State Teachers Retirement System	148,810	148,810	9,418	11,493	12,762	(5,601)	11,661	12,003	12,103	16,994	16,994	16,994	16,994	16,994	-
3102 PERS - Public Employee Retirement System	88,405	95,855	4,549	4,977	6,116	6,907	5,441	6,044	6,294	11,105	11,105	11,105	11,105	11,105	-
3301 OASDI - Social Security	24,041	25,764	2,332	1,695	2,343	2,649	2,041	2,332	2,404	2,041	2,041	2,041	2,041	2,041	-
3331 MED - Medicare	17,165	17,568	1,510	1,269	1,517	1,332	1,487	1,487	1,487	1,491	1,491	1,491	1,491	1,491	-
3401 H&W - Health & Welfare	74,462	74,462	15,885	12,174	6,427	6,886	8,299	3,427	3,427	3,427	3,427	3,427	3,427	3,427	-
3501 SUI - State Unemployment Insurance	3,332	3,332	174	87	6	95	95	2,281	119	119	119	119	119	119	-
3601 Worker Compensation	15,044	15,947	12,520	-	1,034	-	-	-	-	478	478	478	478	478	-
3901 403B	-	-	-	-	-	-	-	-	-	-	-	-	-	-	-

YTD ACTUALS	\$ of BUDGET REMAINING	% of BUDGET REMAINING	YTD FORECAST	BUDGET VS FORECAST
166,143	173,953	51%	340,262	166
9,551	12,069	56%	21,620	-
-	-	0%	-	-
470,788	594,862	56%	1,065,650	-
646,482	780,884	55%	\$ 1,427,532	166
-	17,496	100%	17,496	-
1,107	(1,107)	0%	1,107	1,107
-	-	0%	-	-
20,358	19,012	48%	39,370	-
1,095	3,610	77%	4,705	-
-	-	0%	-	-
5,000	5,000	50%	10,000	-
-	-	0%	-	-
27,560	44,011	61%	\$ 72,678	1,107
-	-	0%	-	-
8,184	22,640	73%	30,823	-
1,960	-	0%	1,960	-
-	-	0%	-	-
5,090	3,657	42%	8,747	-
-	-	0%	-	-
-	-	0%	-	-
32,426	417,068	93%	449,880	386
47,660	443,365	90%	491,411	386
7,918	456	5%	11,918	3,544
(271)	271	0%	-	-
-	-	0%	-	-
48,874	50,311	51%	99,185	-
1	(1)	0%	-	-
-	-	0%	-	-
-	-	0%	-	-
-	-	0%	-	-
56,522	51,037	47%	111,103	3,544
778,223	1,319,297	63%	2,102,724	5,203
-	-	-	-	-
269,744	217,711	45%	487,455	-
125	6,875	98%	7,000	-
15,250	13,805	48%	29,055	-
-	-	0%	-	-
149,632	101,918	41%	251,550	-
11,600	9,400	45%	21,000	-
446,351	349,709	44%	796,060	-
157,655	80,337	34%	264,271	26,279
46,159	24,480	35%	71,648	1,010
-	-	0%	-	-
47,155	31,970	40%	79,625	

**HOLLY DRIVE LEADERSHIP ACADEMY
CASHFLOW PROJECTIONS
FISCAL YEAR 2025-26**

Number of months remaining in FY: 12, 11, 10, 9, 8, 7, 6, 5, 4, 3, 2, 1

Enrollment 115.00 115.00
P2 ADA 108.10 108.10
Unduplicated Pupil Count % 80% 80%

2026 2026

BUDGET 2025-26	TREND 2025-26	PRIOR YEAR P-2							P-1				P-2	
		Actual Jul-25	Actual Aug-25	Actual Sep-25	Actual Oct-25	Actual Nov-25	Actual Dec-25	Actual Jan-26	Forecast Feb-26	Forecast Mar-26	Forecast Apr-26	Forecast May-26	Forecast Jun-26	Accrual
		-	-	-	-	-	-	-	-	-	-	-	-	-
Ending Cash Balance		621,694	549,338	541,046	565,409	563,608	532,400	516,429	499,233	562,862	515,505	452,763	335,935	530,800

YTD ACTUALS	\$ of BUDGET REMAINING	% of BUDGET REMAINING	YTD FORECAST	BUDGET VS FORECAST
----------------	---------------------------	--------------------------	-----------------	-----------------------

Source- Loans
Use- Loans
Ending Cash Balance

Meet Recommended Cash on Hand? Yes Yes Yes Yes Yes Yes Yes Yes Yes Yes Yes Yes No
Cash balance above/(below) Rec balance \$ 232,926 \$ 160,570 \$ 152,278 \$ 176,641 \$ 174,840 \$ 143,631 \$ 127,660 \$ 110,464 \$ 174,094 \$ 126,737 \$ 63,994 \$ (52,833)
Days Cash on Hand 105 92 91 95 95 90 87 84 95 87 76 57
Days Cash on Hand (Unrestricted) 82 68 64 65 61 53 47 44 55 47 36 54

93
63

Statement of Financial Position

Holly Drive Leadership Academy

As of January 31, 2026

Distribution account	Total
Assets	
Current Assets	
Bank Accounts	
9110 Cash in County	196,064.23
9120 Cash in Bank	253,459.53
9121 California Coast Credit Union Savings	39,640.47
9122 PEX Account	1,654.37
9125 Cal Coast Certificate of Deposit x8292	25,610.60
Total for Bank Accounts	\$516,429.20
Other Current Assets	
9111 Fair Value of Cash in County Adjustment	0.00
9200 Accounts Receivable	2,690.59
9290 Due from Grantor	3,499.93
9335 Prepaid Expenses	0.00
9340 Salary Advances	0.00
Total for Other Current Assets	\$6,190.52
Total for Current Assets	\$522,619.72
Fixed Assets	
9420 Leasehold Improvements	\$92,598.35
9425 Accumulated Depreciation- Leasehold Improvements	-38,583.00
Total for 9420 Leasehold Improvements	\$54,015.35
9450 Work in Progress	0.00
Total for Fixed Assets	\$54,015.35
Total for Assets	\$576,635.07

Statement of Financial Position

Holly Drive Leadership Academy
As of January 31, 2026

Distribution account	Total
Liabilities and Equity	
Liabilities	
Current Liabilities	
Accounts Payable	
9500 Accounts Payable	38,680.61
9503 Due to Grantor Government	0.00
Total for Accounts Payable	\$38,680.61
Other Current Liabilities	
9500.1 Accounts Payable for conversion	0.00
9501 Accrued Liabilities	0.00
9502 Sales Tax Payable	0.00
9506 SDI - State Disability Insurance	0.00
9511 Federal Taxes Withholding	0.00
9512 State Tax Withholding	0.00
9521.1 Payroll Clearing	-1,167.09
9521.2 Payroll Taxes Clearing	0.00
9521 Salaries Payable	0.00
9522 Payroll Tax Payable	0.00
9523 Deferred Compensation Payable	0.00
9524 403 (b) Payable	0.00
9525 STRS State Teachers Retirement System	18,643.91
9526 PERS Payable	6,712.59
9527 Garnishments Payable	0.00
9528 OASDI Social Security	0.00
9529 MED Medicare	0.00
9531 SUI State Unemployment Ins	0.00
9590 Due to Grantor Government	46,910.00
9660 Deferred Revenue	237,230.30
Total for Other Current Liabilities	\$308,329.71

Statement of Financial Position

Holly Drive Leadership Academy
As of January 31, 2026

	Total
Distribution account	
Total for Current Liabilities	\$347,010.32
Total for Liabilities	\$347,010.32
Equity	
9791 Beginning Fund Balance	677,294.83
9793 Audit Adjustments	0.00
Retained Earnings	4,801.04
Net Income	-452,471.12
Total for Equity	\$229,624.75
Total for Liabilities and Equity	\$576,635.07

Check Detail Report

Holly Drive Leadership Academy

November 2025

Transaction date	Transaction type	Num	Name	Memo/Description	Cleared	Amount
9120 Cash in Bank						
11262						
11/01/2025	Check	14457	Gladiator School of Boxing and Martial Arts	Boxing Program	Reconciled	-2,500.00
11/01/2025	Check	14457	Gladiator School of Boxing and Martial Arts	Boxing Program		2,500.00
11269						
11/04/2025	Expense		Postcard Mania	Web Hosting and Updates	Reconciled	-46.94
11/04/2025	Expense		Postcard Mania	Web Hosting and Updates		46.94
11330						
11/04/2025	Bill Payment (Check)	14500	The Branding Machine		Reconciled	-161.63
11/04/2025	Bill Payment (Check)	14500	The Branding Machine			-161.63
11333						
11/05/2025	Expense		FedChex	"Withdrawal ACH FEDCHEX %% ACH Trace 091408597863868 %% ACH ECC WEB CO: FEDCHEX NAME: SANTOS NATHASJA TYPE: PREAUTHPMT ID: 1330980261"	Reconciled	-122.79
11/05/2025	Expense		FedChex	"Withdrawal ACH FEDCHEX %% ACH Trace 091408597863868 %% ACH ECC WEB CO: FEDCHEX NAME: SANTOS NATHASJA TYPE: PREAUTHPMT ID: 1330980261"		122.79
11335						
11/11/2025	Expense			Recurring Withdrawal Debit Card Date 11/10/25 0 5314336231 0 3780 PAYPAL *DLR RM ONLY 4029357733 CA	Reconciled	-699.66
11/11/2025	Expense			Recurring Withdrawal Debit Card Date 11/10/25 0 5314336231 0 3780 PAYPAL *DLR RM ONLY 4029357733 CA		699.66
11361						
11/12/2025	Expense		AT&T	Monthly Service 10/19/25-11/18/25	Reconciled	-2,692.37
11/12/2025	Expense		AT&T	Monthly Service 10/19/25-11/18/25		2,692.37
11367						
11/12/2025	Check	14465	Elementary Institute Science	STEM Workshops	Reconciled	-12,810.00
11/12/2025	Check	14465	Elementary Institute Science	STEM Workshops		12,810.00
11369						
11/12/2025	Expense		CA CHOICE BENEFIT	December 2025 Benefits	Reconciled	-6,440.74
11/12/2025	Expense		CA CHOICE	December 2025 Benefits		6,440.74

Check Detail Report

Holly Drive Leadership Academy
November 2025

Transaction date	Transaction type	Num	Name	Memo/Description	Cleared	Amount
BENEFIT						
11256						
11/13/2025	Expense		Paychex	11/15/25 Payroll Wages	Reconciled	- 35,730.26
11/13/2025	Expense		Paychex	11/15/25 Payroll Wages	Uncleared	- 35,730.26
11257						
11/13/2025	Expense		Paychex	11/15/25 Payroll Taxes	Reconciled	-8,971.28
11/13/2025	Expense		Paychex	11/15/25 Payroll Taxes	Uncleared	-8,971.28
11258						
11/13/2025	Expense		Paychex	11/15/25 Payroll Garnish	Reconciled	-4.54
11/13/2025	Expense		Paychex	11/15/25 Payroll Garnish	Uncleared	-4.54
11345						
11/13/2025	Bill Payment (Check)	14466	BE UTMOST	Transportation	Reconciled	-800.00
11/13/2025	Bill Payment (Check)	14466	BE UTMOST			-800.00
11326						
11/17/2025	Check	14467	Kaitlyn Samms	Payroll - 11/15/25	Reconciled	-457.50
11/17/2025	Check	14467	Kaitlyn Samms	Payroll - 11/15/25	Uncleared	-457.50
11328						
11/17/2025	Bill Payment (Check)	14468	Damaris Express Inc.		Reconciled	-720.00
11/17/2025	Bill Payment (Check)	14468	Damaris Express Inc.			-720.00
11363						
11/17/2025	Expense			Withdrawal Debit Card Debit Card Date 11/15/25 0 5319117769 0 3780 DLR FRONT DESK DLV ANAHEIM CA	Reconciled	-52.65
11/17/2025	Expense			Withdrawal Debit Card Debit Card Date 11/15/25 0 5319117769 0 3780 DLR FRONT DESK DLV ANAHEIM CA		52.65
11368						
11/19/2025	Expense		CHOICE BUILDER	January 2026 Benefits	Reconciled	-444.86
11/19/2025	Expense		CHOICE BUILDER	January 2026 Benefits		444.86
11365						
11/20/2025	Bill Payment	14469	Toros Lawncare		Reconciled	-2,000.00

Check Detail Report

Holly Drive Leadership Academy

November 2025

Transaction date	Transaction type	Num	Name	Memo/Description	Cleared	Amount
	(Check)					
11/20/2025	Bill Payment (Check)	14469	Toros Lawncare			-2,000.00

Check Detail Report

Holly Drive Leadership Academy
November 2025

Transaction date	Transaction type	Num	Name	Memo/Description	Cleared	Amount
11366						
11/20/2025	Check	14470	Modern Age Rehabilitation Specialist		Reconciled	-2,000.00
11/20/2025	Check	14470	Modern Age Rehabilitation Specialist			2,000.00
11259						
11/26/2025	Expense			11/28/25 Payroll Wages	Reconciled	-33,840.26
11/26/2025	Expense			11/28/25 Payroll Wages	Uncleared	-33,840.26
11260						
11/26/2025	Expense		Paychex	11/28/25 Payroll Taxes	Reconciled	-8,364.26
11/26/2025	Expense		Paychex	11/28/25 Payroll Taxes	Uncleared	-8,364.26
11261						
11/26/2025	Expense		Paychex	11/28/25 Payroll Garnish	Reconciled	-4.54
11/26/2025	Expense		Paychex	11/28/25 Payroll Garnish	Uncleared	-4.54
11380						
11/29/2025	Check	14449	SOUTH COAST COPY SYSTEM		Reconciled	-1,870.44
11/29/2025	Check	14449	SOUTH COAST COPY SYSTEM			1,870.44
9110 Cash in County						
11297						
11/07/2025	Expense	732774	SDUSD	STRS October 2025 Advance	Reconciled	-9,100.00
11/07/2025	Expense	732774	SDUSD	STRS October 2025 Advance	Uncleared	-9,100.00
11298						
11/24/2025	Expense	734190	SDUSD	STRS October 2025 Final	Reconciled	-10,142.15
11/24/2025	Expense	734190	SDUSD	STRS October 2025 Final	Uncleared	-10,142.15
11299						
11/26/2025	Expense	734512	SDUSD	PERS October 2025	Reconciled	-8,803.83
11/26/2025	Expense	734512	SDUSD	PERS October 2025	Uncleared	-8,803.83
9122 PEX Account						
11307						
11/01/2025	Expense		Adobe	Program subscription	Reconciled	-22.99
11/01/2025	Expense		Adobe	Program subscription		22.99
11312						
11/12/2025	Expense		PEX Account	Monthly PEX account fee	Reconciled	-30.00
11/12/2025	Expense		PEX Account	Monthly PEX account fee		30.00
11308						
11/13/2025	Expense		Old Town Trolley Tours	Whaley House Tour	Reconciled	-150.00
11/13/2025	Expense		Old Town Trolley Tours	Whaley House Tour		150.00
11309						
11/14/2025	Expense		Teachers Pay Teachers	Lesson plans	Reconciled	-115.93

Check Detail Report

Holly Drive Leadership Academy

November 2025

Transaction date	Transaction type	Num	Name	Memo/Description	Cleared	Amount
11/14/2025	Expense		Teachers Pay Teachers	Lesson plans		115.93
11310						
11/24/2025	Expense		Adobe	Program subscription	Reconciled	-19.99
11/24/2025	Expense		Adobe	Program subscription		19.99
11311						
11/26/2025	Expense		Amazon	amazon subscription	Reconciled	-16.15
11/26/2025	Expense		Amazon	amazon subscription		16.15

Check Detail Report

Holly Drive Leadership Academy

December 2025

Transaction date	Transaction type	Num	Name	Memo/Description	Cleared	Amount
9120 Cash in Bank						
11381						
12/03/2025	Expense		CA CHOICE BENEFIT	January 2026 Benefits	Reconciled	-7,657.72
12/03/2025	Expense		CA CHOICE BENEFIT	January 2026 Benefits		7,657.72
11362						
12/11/2025	Expense		AT&T	Monthly Services 11/19/25-12/18/25	Reconciled	-2,766.31
12/11/2025	Expense		AT&T	Monthly Services 11/19/25-12/18/25		2,766.31
11301						
12/12/2025	Expense		Paychex	12/15/25 Payroll Wages	Reconciled	- 40,141.79
12/12/2025	Expense		Paychex	12/15/25 Payroll Wages	Uncleared	- 40,141.79
11302						
12/12/2025	Expense		Paychex	12/15/25 Payroll Taxes	Reconciled	- 10,688.44
12/12/2025	Expense		Paychex	12/15/25 Payroll Taxes	Uncleared	- 10,688.44
11382						
12/12/2025	Expense		Paychex	12/15/25 Garnishment	Reconciled	-4.54
12/12/2025	Expense		Paychex	12/15/25 Garnishment	Uncleared	-4.54
11337						
12/17/2025	Bill Payment (Check)	14501	Ukeim		Reconciled	-400.00
12/17/2025	Bill Payment (Check)	14501	Ukeim			-400.00
11339						
12/17/2025	Bill Payment (Check)	14503	Erisa Blackmon		Reconciled	-650.00
12/17/2025	Bill Payment (Check)	14503	Erisa Blackmon			-650.00
11341						
12/17/2025	Bill Payment (Check)	14502	Royal Entertainers Inc.		Reconciled	-1,540.00
12/17/2025	Bill Payment (Check)	14502	Royal Entertainers Inc.			-1,540.00
11343						
12/17/2025	Bill Payment (Check)	14504	Carly King		Uncleared	-350.00

Check Detail Report

Holly Drive Leadership Academy
December 2025

Transaction date	Transaction type	Num	Name	Memo/Description	Cleared	Amount
12/17/2025	Bill Payment (Check)	14504	Carly King			-350.00
11344						
12/17/2025	Check	14505	Macedonia Leyva	Jumper Rental- Winter Event	Reconciled	-605.00
12/17/2025	Check	14505	Macedonia Leyva	Jumper Rental- Winter Event		605.00
11379						
12/19/2025	Expense	00617	Bigfoot Stage	Stage rental for winter show	Reconciled	-3,000.00
12/19/2025	Expense	00617	Bigfoot Stage	Stage rental for winter show		3,000.00
11346						
12/20/2025	Check	14506	Kaitlyn Samms	Reimbursement for materials	Cleared	-87.73
12/20/2025	Check	14506	Kaitlyn Samms	Reimbursement for materials		87.73
11372						
12/24/2025	Expense		Paychex	12/24/25 Payroll Wages	Reconciled	- 34,604.87
12/24/2025	Expense		Paychex	12/24/25 Payroll Wages	Uncleared	- 34,604.87
11373						
12/24/2025	Expense		Paychex	12/24/25 Payroll Taxes	Reconciled	-8,499.13
12/24/2025	Expense		Paychex	12/24/25 Payroll Taxes	Uncleared	-8,499.13
11376						
12/24/2025	Expense		Paychex	12/24/25 Payroll Garnish	Reconciled	-4.54
12/24/2025	Expense		Paychex	12/24/25 Payroll Garnish	Uncleared	-4.54
11349						
12/29/2025	Bill Payment (Check)	14471	Strategic Planning Implementation And Evaluation		Reconciled	-7,020.00
12/29/2025	Bill Payment (Check)	14471	Strategic Planning Implementation And Evaluation			-7,020.00
11351						
12/29/2025	Bill Payment (Check)	14474	iGradePlus		Reconciled	-334.75
12/29/2025	Bill Payment (Check)	14474	iGradePlus			-334.75

Check Detail Report

Holly Drive Leadership Academy
December 2025

Transaction date	Transaction type	Num	Name	Memo/Description	Cleared	Amount
11354						
12/29/2025	Bill Payment (Check)	14475	Young, Minney, & Corr, LLP		Reconciled	-2,502.50
12/29/2025	Bill Payment (Check)	14475	Young, Minney, & Corr, LLP			-2,502.50
11360						
12/29/2025	Bill Payment (Check)	14473	SPECIALIZED THERAPY SERVICES		Reconciled	-
						12,838.50
12/29/2025	Bill Payment (Check)	14473	SPECIALIZED THERAPY SERVICES			-
						12,838.50
11390						
12/29/2025	Bill Payment (Check)	14472	The Stepping Stones Group LLC		Reconciled	-
						14,950.90
12/29/2025	Bill Payment (Check)	14472	The Stepping Stones Group LLC			-
						14,950.90
9110 Cash in County						
11314						
12/03/2025	Expense	734930	SDUSD	FY25-26 FLA Maintenance #02	Reconciled	-1,129.65
12/03/2025	Expense	734930	SDUSD	FY25-26 FLA Maintenance #02		1,129.65
11315						
12/05/2025	Expense	735189	SDUSD	STRS November 2025 Advance	Reconciled	-9,100.00
12/05/2025	Expense	735189	SDUSD	STRS November 2025 Advance	Uncleared	-9,100.00
11316						
12/10/2025	Expense	735580	SDUSD	FY25-26 F&S #01	Reconciled	-4,040.24
12/10/2025	Expense	735580	SDUSD	FY25-26 F&S #01		4,040.24
11322						
12/19/2025	Expense	736521	SDUSD	STRS November 2025 Final	Reconciled	-8,808.01
12/19/2025	Expense	736521	SDUSD	STRS November 2025 Final	Uncleared	-8,808.01
11324						
12/23/2025	Expense	736790	SDUSD	PERS November 2025	Reconciled	-6,936.80
12/23/2025	Expense	736790	SDUSD	PERS November 2025	Uncleared	-6,936.80
9122 PEX Account						
11405						
12/01/2025	Expense		Adobe	Program subscription	Reconciled	-22.99
12/01/2025	Expense		Adobe	Program subscription		22.99
11406						
12/09/2025	Expense		Amazon	heavy duty power strip	Reconciled	-129.27
12/09/2025	Expense		Amazon	heavy duty power strip		129.27

Check Detail Report

Holly Drive Leadership Academy

December 2025

Transaction date	Transaction type	Num	Name	Memo/Description	Cleared	Amount
11404						
12/10/2025	Expense		PEX Account	Monthly PEX account fee	Reconciled	-30.00
12/10/2025	Expense		PEX Account	Monthly PEX account fee		30.00
11407						
12/10/2025	Expense		Amazon		Reconciled	-141.10
12/10/2025	Expense		Amazon			141.10
11408						
12/10/2025	Expense		FUNFLICKS	Outdoor movie and screen projector rental	Reconciled	-887.89
12/10/2025	Expense		FUNFLICKS	Outdoor movie and screen projector rental		887.89
11409						
12/10/2025	Expense		JOHNNY B'S INC	Bus with Driver - field trip to haunted trail	Reconciled	-550.00
12/10/2025	Expense		JOHNNY B'S INC	Bus with Driver - field trip to haunted trail		550.00
11410						
12/11/2025	Expense		Teachers Pay Teachers	Lesson plans	Reconciled	-48.87
12/11/2025	Expense		Teachers Pay Teachers	Lesson plans		48.87
11411						
12/19/2025	Expense		JH Aquatics	Aquarium Maintenance	Reconciled	-161.99
12/19/2025	Expense		JH Aquatics	Aquarium Maintenance		161.99

Check Detail Report

Holly Drive Leadership Academy

December 2025

Transaction date	Transaction type	Num	Name	Memo/Description	Cleared	Amount
11412						
12/24/2025	Expense		Adobe	Program subscription	Reconciled	-19.99
12/24/2025	Expense		Adobe	Program subscription		19.99
11413						
12/25/2025	Expense		Amazon	monthly subscription	Reconciled	-16.15
12/25/2025	Expense		Amazon	monthly subscription		16.15
11414						
12/28/2025	Expense		HOME DEPOT		Reconciled	-87.78
12/28/2025	Expense		HOME DEPOT			87.78

Check Detail Report

Holly Drive Leadership Academy

December 2025

Transaction date	Transaction type	Num	Name	Memo/Description	Cleared	Amount
11412						
12/24/2025	Expense		Adobe	Program subscription	Reconciled	-19.99
12/24/2025	Expense		Adobe	Program subscription		19.99
11413						
12/25/2025	Expense		Amazon	monthly subscription	Reconciled	-16.15
12/25/2025	Expense		Amazon	monthly subscription		16.15
11414						
12/28/2025	Expense		HOME DEPOT		Reconciled	-87.78
12/28/2025	Expense		HOME DEPOT			87.78

Check Detail Report

Holly Drive Leadership Academy

January 2026

Transaction date	Transaction type	Num	Name	Memo/Description	Cleared	Amount
9120 Cash in Bank						
11426						
01/09/2026	Check	14507	San Diego County Office of Education	Livescan-James Dickson	Cleared	-60.00
01/09/2026	Check	14507	San Diego County Office of Education	Livescan-James Dickson		60.00
11450						
01/13/2026	Expense		AT&T		Reconciled	-2,673.63
01/13/2026	Expense		AT&T	Withdrawal ACH ATT %% ACH Trace 031100207883836 %% ACH ECC PPD TYPE: PAYMENT ID: 9864031004 CO: ATT		2,673.63
11451						
01/13/2026	Expense		CA CHOICE BENEFIT		Reconciled	-7,409.15
01/13/2026	Expense		CA CHOICE BENEFIT	Withdrawal ACH CHOICE ADMIN %% ACH Trace 122234145793429 %% ACH ECC WEB NAME: Holly Drive Leadership CO: CHOICE ADMIN TYPE: ONLIN PMNT ID: 0330115986		7,409.15
11374						
01/15/2026	Expense		Paychex	01/15/26 Payroll Wages	Reconciled	- 39,598.55
01/15/2026	Expense		Paychex	01/15/26 Payroll Wages	Uncleared	- 39,598.55
11375						
01/15/2026	Expense		Paychex	01/15/26 Payroll Taxes	Reconciled	- 11,187.13
01/15/2026	Expense		Paychex	01/15/26 Payroll Taxes	Uncleared	- 11,187.13
11377						
01/15/2026	Expense		Paychex	1/15/26 Garnishment	Reconciled	-4.54
01/15/2026	Expense		Paychex	1/15/26 Garnishment	Uncleared	-4.54
11427						
01/15/2026	Check	14476	Tiffany Thompson (81)	Payroll 1/15/26-Additional hours	Reconciled	-188.47
01/15/2026	Check	14476	Tiffany Thompson (81)	Payroll 1/15/26-Additional hours	Uncleared	-188.47
11431						
01/15/2026	Bill Payment (Check)	14477	BE UTMOST		Reconciled	-2,000.00
01/15/2026	Bill Payment (Check)	14477	BE UTMOST			-2,000.00
11437						
01/15/2026	Check	14478	Gladiator School of Boxing and Martial Arts	Boxing Program	Reconciled	-3,000.00
01/15/2026	Check	14478	Gladiator School of Boxing and Martial Arts	Boxing Program		3,000.00
11433						
01/19/2026	Bill Payment (Check)	14479	Mckeon CPAs Inc.		Cleared	-5,270.00

Check Detail Report

Holly Drive Leadership Academy
January 2026

Transaction date	Transaction type	Num	Name	Memo/Description	Cleared	Amount
01/19/2026	Bill Payment (Check)	14479	Mckeon CPAs Inc.			-5,270.00
11434						
01/19/2026	Check	14480	Mckeon CPAs Inc.	02/26 Back Office Services	Cleared	-5,270.00
01/19/2026	Check	14480	Mckeon CPAs Inc.	02/26 Back Office Services		5,270.00
11444						
01/22/2026	Bill Payment (Check)	14482	BE UTMOST		Reconciled	-1,000.00
01/22/2026	Bill Payment (Check)	14482	BE UTMOST			-1,000.00
11429						
01/29/2026	Bill Payment (Check)	14483	Toros Lawncare		Cleared	-2,506.78
01/29/2026	Bill Payment (Check)	14483	Toros Lawncare			-2,506.78
11436						
01/29/2026	Bill Payment (Check)	14484	JH Aquatics		Cleared	-50.00
01/29/2026	Bill Payment (Check)	14484	JH Aquatics			-50.00
11438						
01/29/2026	Expense		Paychex	1/30/26 Payroll Wages	Reconciled	-
						38,352.25
01/29/2026	Expense		Paychex	1/30/26 Payroll Wages	Uncleared	-
						38,352.25
11439						
01/29/2026	Expense		Paychex	1/30/26 Payroll Taxes	Reconciled	-
						11,037.31
01/29/2026	Expense		Paychex	1/30/26 Payroll Taxes	Uncleared	-
						11,037.31
11445						
01/29/2026	Expense		Paychex	1/30/26 Garnishments Payable	Reconciled	-4.54
01/29/2026	Expense		Paychex	1/30/26 Garnishments Payable	Uncleared	-4.54
11452						
01/30/2026	Expense		CHOICE BUILDER		Reconciled	-889.72
01/30/2026	Expense		CHOICE BUILDER	Withdrawal ACH CHOICE BUILDER %% ACH Trace 122234145994266 %% ACH ECC WEB NAME: Holly Drive Leadership CO: CHOICE BUILDER TYPE: ONLIN PMNT ID: 0330115986		889.72
9110 Cash in County						
11418						
01/08/2026	Expense	738137	SDUSD	STRS Dec 2025 Advance	Reconciled	-9,100.00
01/08/2026	Expense	738137	SDUSD	STRS Dec 2025 Advance	Uncleared	-9,100.00

Check Detail Report

Holly Drive Leadership Academy
January 2026

Transaction date	Transaction type	Num	Name	Memo/Description	Cleared	Amount
11419						
01/12/2026	Expense	738285	SDUSD	FY25-26 F&S #02	Reconciled	- 4,040.24
01/12/2026	Expense	738285	SDUSD	FY25-26 F&S #02		4,040.24
11422						
01/23/2026	Expense	739477	SDUSD	STRS Dec 2025 Final	Reconciled	- 9,333.68
01/23/2026	Expense	739477	SDUSD	STRS Dec 2025 Final	Uncleared	- 9,333.68
11423						
01/30/2026	Expense	740240	SDUSD	PERS Dec 2025	Reconciled	- 7,710.19
01/30/2026	Expense	740240	SDUSD	PERS Dec 2025	Uncleared	- 7,710.19
9122 PEX Account						
11474						
01/01/2026	Expense		Adobe	Program subscription	Cleared	-22.99
01/01/2026	Expense		Adobe	Program subscription		22.99
11475						
01/01/2026	Expense		Personal Creations		Cleared	-179.77
01/01/2026	Expense		Personal Creations			179.77
11460						
01/05/2026	Expense	323227514	Teachers Pay Teachers	Lesson plans	Cleared	-19.60
01/05/2026	Expense	323227514	Teachers Pay Teachers	Lesson plans		19.60
11468						
01/07/2026	Expense	111-3250813-0401826	Amazon	Backpack	Cleared	-80.79
01/07/2026	Expense	111-3250813-0401826	Amazon	Backpack		80.79
11470						
01/07/2026	Expense	762UC1VU3 5331	Amazon		Cleared	-175.50
01/07/2026	Expense	762UC1VU3 5331	Amazon			175.50
11467						
01/10/2026	Expense	111-9690459-2777840	Amazon	Graduation cap, gown, tassels, tissue paper, bags	Cleared	-177.67
01/10/2026	Expense	111-9690459-2777840	Amazon	Graduation cap, gown, tassels, tissue paper, bags		177.67
11461						
01/11/2026	Expense	324151093	Teachers Pay Teachers	Lesson plans	Cleared	-47.50
01/11/2026	Expense	324151093	Teachers Pay Teachers	Lesson plans		47.50
11473						
01/12/2026	Expense		YMCA		Cleared	-110.00

Check Detail Report

Holly Drive Leadership Academy
January 2026

Transaction date	Transaction type	Num	Name	Memo/Description	Cleared	Amount
01/12/2026	Expense		YMCA			110.00
11469						
01/13/2026	Expense		Teachers Pay Teachers	Lesson plans	Cleared	-18.19
01/13/2026	Expense		Teachers Pay Teachers	Lesson plans		18.19
11477						
01/14/2026	Expense		PEX Account	Monthly PEX account fee	Cleared	-30.00
01/14/2026	Expense		PEX Account	Monthly PEX account fee		30.00
11459						
01/15/2026	Expense		JOHNNY B'S INC	Bus with Driver - Field trip to the San Diego Zoo 1/15/26	Cleared	-925.00
01/15/2026	Expense		JOHNNY B'S INC	Bus with Driver - Field trip to the San Diego Zoo 1/15/26		925.00
11462						
01/23/2026	Expense	325481828	Teachers Pay Teachers	Lesson plans	Cleared	-50.67
01/23/2026	Expense	325481828	Teachers Pay Teachers	Lesson plans		50.67
11465						
01/24/2026	Expense	114-0091075-5876214	Amazon	KICK BANDS Chair Bands for Kids with Fidgety Feet, weighted lap pad	Cleared	-73.25
01/24/2026	Expense	114-0091075-5876214	Amazon	KICK BANDS Chair Bands for Kids with Fidgety Feet, weighted lap pad		73.25
11476						
01/25/2026	Expense	QK0JT1CW3	Amazon		Cleared	-157.77
01/25/2026	Expense	QK0JT1CW3	Amazon			157.77
11472						
01/26/2026	Expense		Amazon	Amazon Prime Membership	Cleared	-16.15
01/26/2026	Expense		Amazon	Amazon Prime Membership		16.15
11463						
01/29/2026	Expense	326044457	Teachers Pay Teachers	Lesson plans	Cleared	-54.40
01/29/2026	Expense	326044457	Teachers Pay Teachers	Lesson plans		54.40

Check Detail Report

Holly Drive Leadership Academy

January 2026

Transaction date	Transaction type	Num	Name	Memo/Description	Cleared	Amount
11464						
01/29/2026	Expense	D01-0112786-6457864	Amazon	01/26: Prime Video Subscription	Cleared	-4.99
01/29/2026	Expense	D01-0112786-6457864	Amazon	01/26: Prime Video Subscription		4.99